

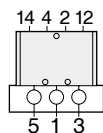
PDE2569TCUK

Directional control valves

Accessories P2LAX - 5/2 and 5/3

P2LAX, flexible manifold assembly

A practical system solution with the aid of connection pieces. The manifolds can easily be assembled from the top to form a compact and stable block. The block can then be installed in cabinets or directly on the machine frame as shown in the example in the bottom of this page.

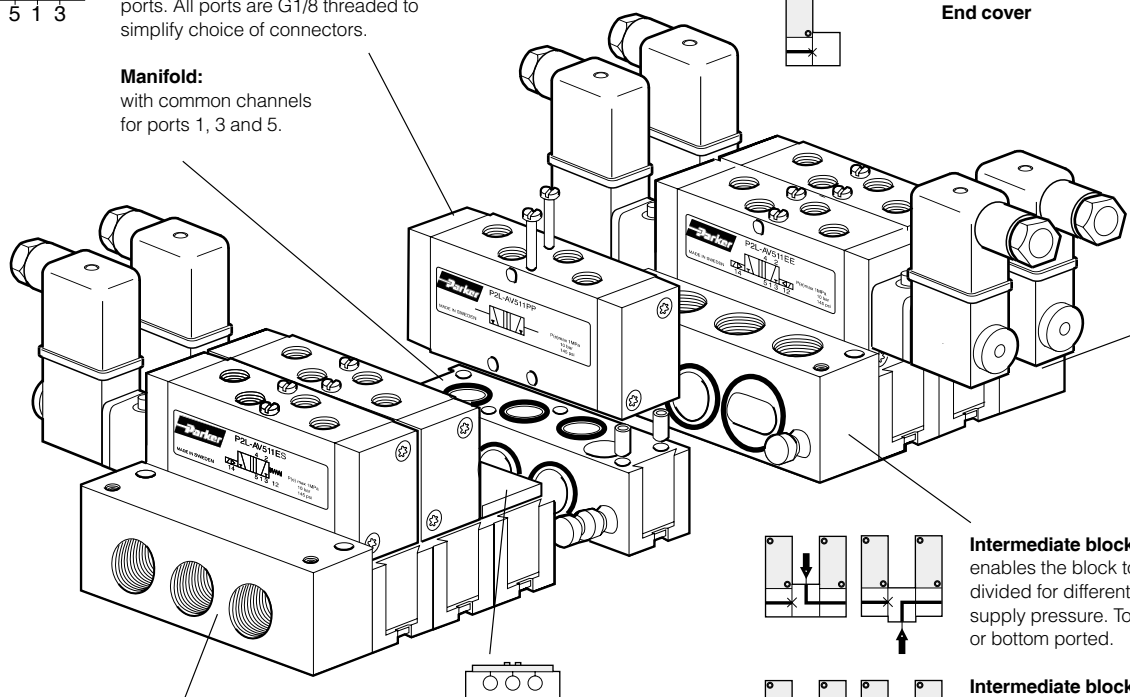


Valve:

with cylinder ports 2 and 4 and signal ports 12 and 14 facing upwards, enabling easily access to connection ports. All ports are G1/8 threaded to simplify choice of connectors.

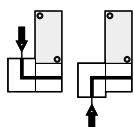
Manifold:

with common channels for ports 1, 3 and 5.



Connection block S:

straight connection block with a side ports for common air supply and exhaust.

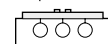


Connection block L:

angled connection block for top or bottom ported.

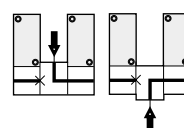


End cover



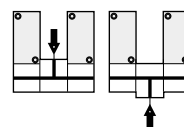
Blanking plate:

To incorporate spare positions.



Intermediate block L:

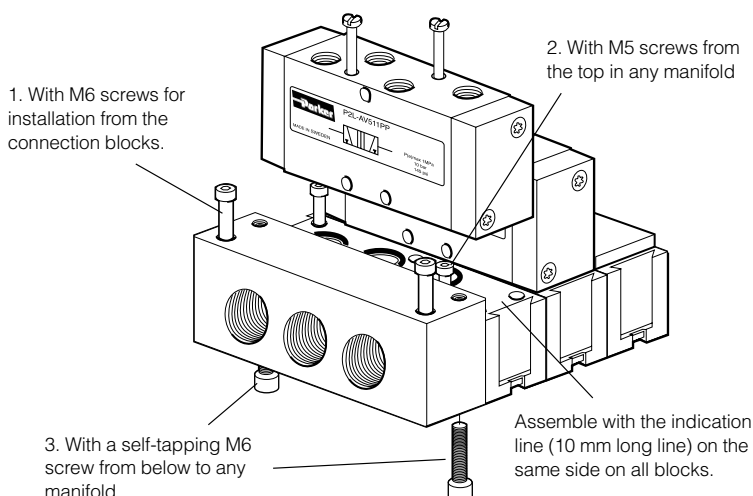
enables the block to be divided for different supply pressure. Top or bottom ported.



Intermediate block T:

permits the connection of air between two manifolds. Top or bottom ports.

Various mounting options

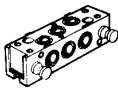
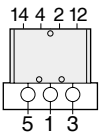
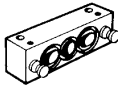
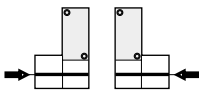
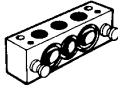
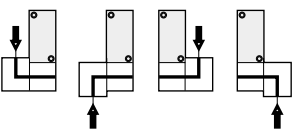
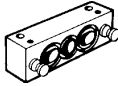
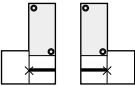
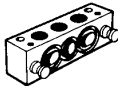
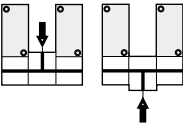
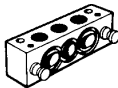
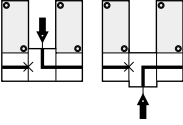

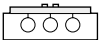


Parker Hannifin Corporation
Pneumatic Division - Europe

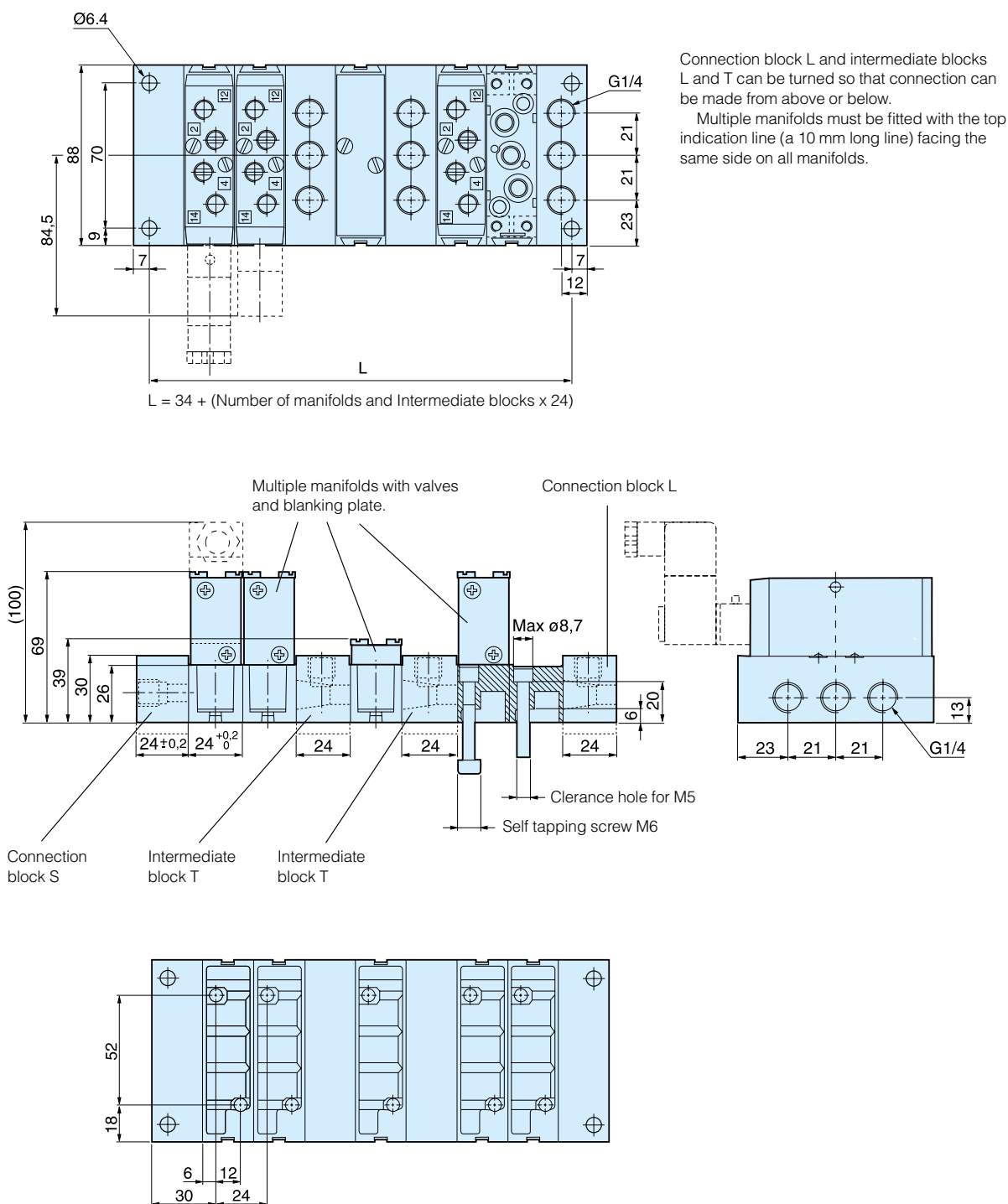
PDE2569TCUK

Directional control valves

Accessories P2LAX - 5/2 and 5/3

Accessories P2LA	Connection alternatives	Type	Weight kg	Order code
		Multiple manifold including seals, mounting screws, and guiding pins.	0,11	9121658060
		Connection block S including seals, mounting screws, and guiding pins. G1/4	0,15	9121658064
		Connection block L including seals, mounting screws, and guiding pins. G1/4	0,15	9121658061
		End cover including seals, mounting screws, and guiding pins.	0,16	9121658066
		Intermediate block T including seals, mounting screws, and guiding pins. G1/4	0,17	9121658062
		Intermediate block L including seals, mounting screws, and guiding pins. G1/4	0,17	9121658065
		Blanking plate including seals, mounting screws.	0,05	9121658063

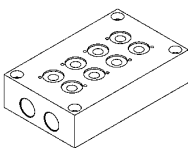
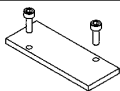
Dimensions



PDE2569TCUK

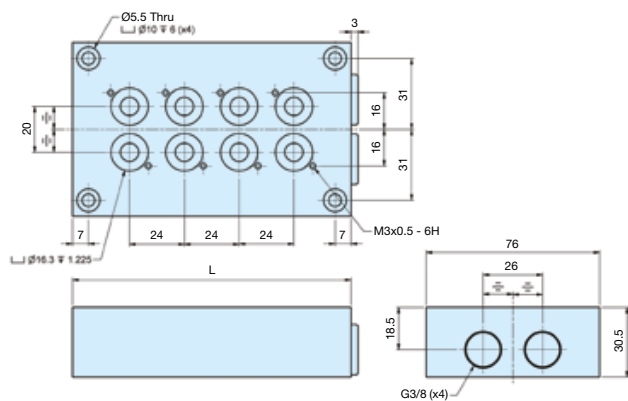
Directional control valves

Accessories P2LAX / P2LBX - 3/2

Accessories	Type P2LA / P2LB 3/2 valves	Weight kg	Order code
	Manifold bar, P2LA/P2LB (not for P2LB with external air supply to solenoid valves) incl. fasteners and O-ring. G3/8		
	For 2 valves	0,69	91213202SXZ
	For 4 valves	1,13	91213204SXZ
	For 6 valves	1,56	91213206SXZ
	For 8 valves	2,00	91213208SXZ
	For 10 valves	2,45	91213210SXZ
	Blanking plate for Manifold bar	0,10	912132BPSXZ

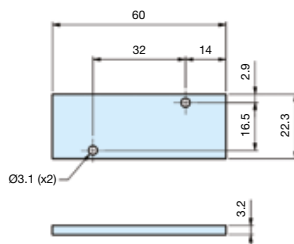
Dimensions

Manifold bar



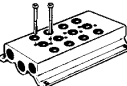






No. of valves	L mm
2	74
4	122
6	170
8	218
10	266

Blanking plate for manifold bar, P2LB



Directional control valves

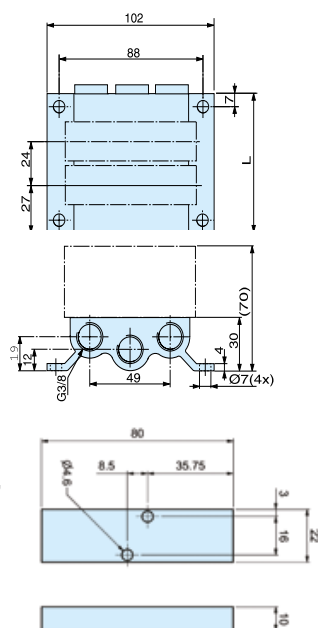
Accessories P2LAX - 5/2 and 5/3

Accessories P2LA	Type	Weight kg	Order code
	Manifold bar, P2LA including seals, mounting screws. G3/8 For 4 valves For 6 valves For 8 valves For 10 valves For 12 valves For 14 valves	0,48 0,63 0,80 0,98 1,10 1,23	9121658075 9121658076 9121658077 9121658078 9121658079 9121658099
	Blanking plate, P2LA for Manifold bar	0,05	9121658063
	Pressure bar, P2LA for common air supply incl. O-rings and mounting screws. G1/4 For 2 valves For 4 valves For 6 valves For 8 valves	0,13 0,20 0,26 0,33	9121658070 9121658071 9121658072 9121658073
	Blanking plate, P2LA for Pressure bar	0,05	9121658074
	Assembly screws, P2LA in stainless steel for valve	0,02	9121658043
	Assembly screws, P2LA in stainless steel for blanking plate	0,01	9121658044
	O-ring kit, P2LA O-rings between valve and manifold bar/Pressure bar	0,01	9121658046

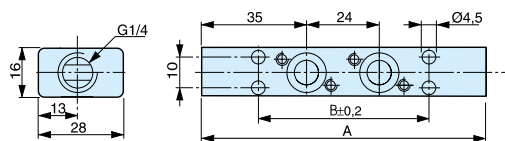
Dimensions

Manifold bar, P2LA

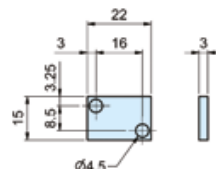
No. of valves	L mm
4	126
6	174
8	222
10	270
12	318
14	366



Pressure bar, P2LA



**Blanking plate for
pressure bar, P2LA**

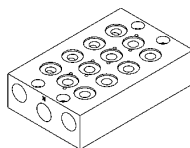
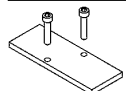
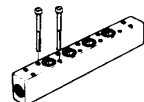
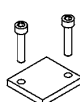



No. of valves	A mm	B mm
2	94	56
4	142	104
6	190	152
8	238	200

PDE2569TCUK

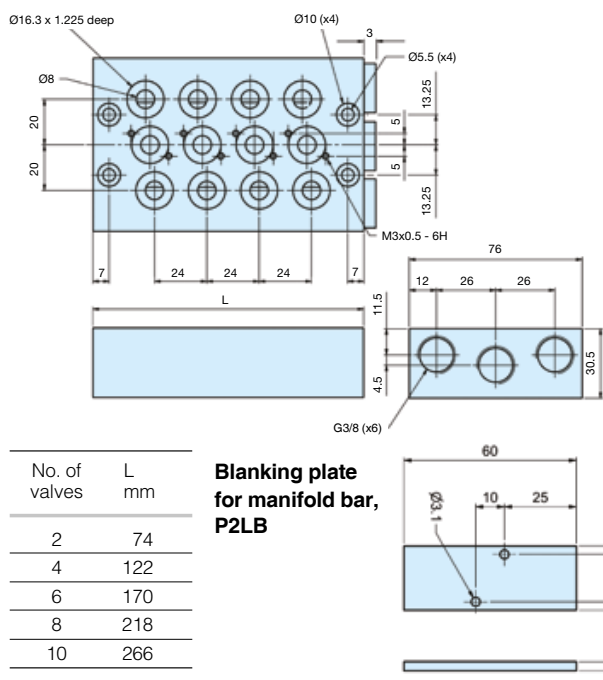
Directional control valves

Accessories P2LBX - 5/2 and 5/3

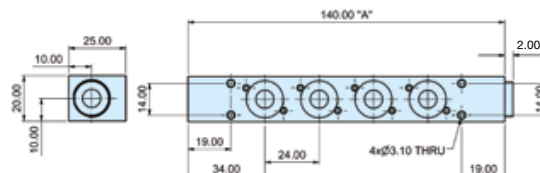
Accessories P2LB	Type	Weight kg	Order code
	Manifold bar, P2LB, (not for P2LB with external air supply to solenoid valves) incl. fasteners and O-ring. G3/8		
	For 2 valves	0,69	9121594805X
	For 4 valves	1,13	9121594806X
	For 6 valves	1,56	9121594807X
	For 8 valves	2,00	9121594808X
	For 10 valves	2,45	9121594812X
	Blanking plate, P2LBX for Manifold bar	0,10	9121594809X
	Pressure bar, P2LBX for common air supply incl. O-rings and mounting screws. G3/8		
	For 2 valves	0,38	9127113301X
	For 4 valves	0,53	9127113302X
	For 6 valves	0,68	9127113303X
	For 8 valves	0,83	9127113304X
	For 10 valves	0,99	9127113305X
	Blanking plate P2LBX for Pressure bar. G1/4	0,02	9127113306X
	Manifold Spares Kit P2LB Manifold O-rings, Manifold and Blanking Plate Screws	0,04	P2LB/MAN-KIT

Dimensions

Manifold bar, P2LB



Pressure bar, P2LB



Blanking plate for pressure bar, P2LB

