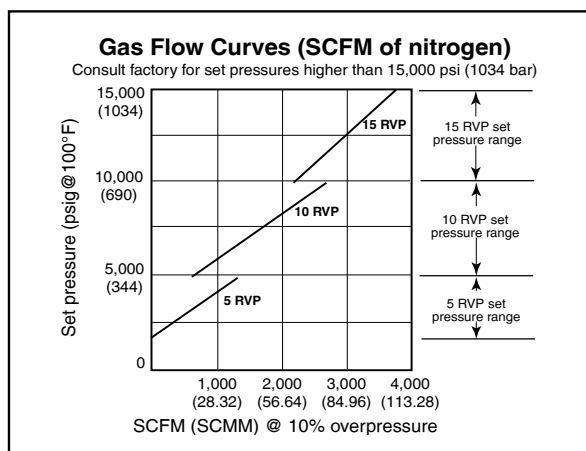


Relief Valves - RVP Metal Seat Relief Valves



All RVP models are designed primarily for thermal expansion or low volume relief applications at high pressures where flow is not critical. Thus, liquid curves for these models are not shown.

Note: Curves on this page are based on capacities of valves only and do not take tubing into account.

Caution should be exercised in proper selection of medium pressure tubing based on actual operating conditions. Two series available: 15,000 (1034.20 bar) and 20,000 (1380 bar).

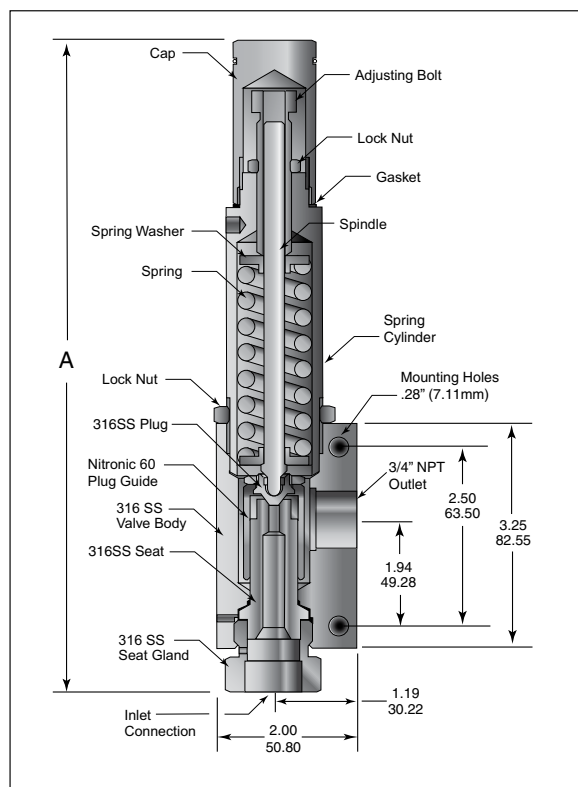


Figure 1 - RVP Series

Note: See back cover for options and ordering information.

Ordering Table and Specifications

RVP Series - See Figure 1

Catalog* Number	Connection Size and Type		Orifice Diameter inches (mm)	Pressure Rating psi (bar) @100°F (38°C)*			Dimension Inches (mm) A
	Inlet Connection	Outlet Connection NPT		Minimum Setting	Maximum Setting	Maximum Back Pressure	
5RVP9072	SF562CX	3/4	0.312 (7.92)	3,000 (206.84)	5,000 (344.73)	500 (34.47)	9.40 (238.76)
10RVP9072	SF562CX	3/4	0.250 (6.35)	5,000 (344.73)	10,000 (689.46)	500 (34.47)	9.40 (238.76)
15RVP9072	SF562CX	3/4	0.188 (4.78)	10,000 (689.46)	15,000 (1034.20)	500 (34.47)	9.40 (238.76)
20RVP9072	SF562CX	3/4	0.156 (3.96)	15,000 (1034.20)	20,000 (1378.93)	500 (34.47)	9.40 (238.76)
30RVP6072	F375C	3/4	0.125 (3.18)	20,000 (1378.93)	30,000 (2068.39)	500 (34.47)	9.52 (241.81)
45RVP9072	F562C	3/4	0.093 (2.36)	25,000 (1723.66)	45,000 (3102.59)	500 (34.47)	9.52 (241.81)
60RVP6072	F375C	3/4	0.078 (1.98)	30,000 (2068.39)	60,000 (4136.79)	500 (34.47)	9.52 (241.81)
75RVP5072	F312C150	3/4	0.062 (1.57)	37,000 (2551.02)	75,000 (5170.99)	500 (34.47)	9.83 (249.68)

*Maximum pressure rating is based on the lowest rating of any component. Actual working pressure may be determined by tubing pressure rating, if lower.

Note: For pressure rating see selection chart.

For prompt service, Parker Autoclave Engineers stocks select products. Consult factory.

All general terms and conditions of sale, including limitations of our liability, apply to all products and services sold.

Ordering Table and Specifications

Options: Parker Autoclave Engineers can supply various options on special order. A high temperature option is also available for temperatures to 750°F (399°C) for RVP models. Low temperature options are available for the soft seat valves.

To specify high temperature option:
Add suffix "HT" for 750°F (399°C) high temperature option (RVP series only)

Caution:

1. AE relief valves are preset and factory sealed. Warranty is voided if seal is broken by customer.
2. Maximum system operating pressure should not exceed 90% of relief valve set pressure.
Operating pressures in excess of this may cause weep age resulting in damage to the plug and seat.

Ordering Instructions: To permit prompt and correct responses to your order, we will require the following information: quantity, valve catalog number, service requirements (liquid, gas & vapor), set pressure (PSIG - bar), and service temperature range.

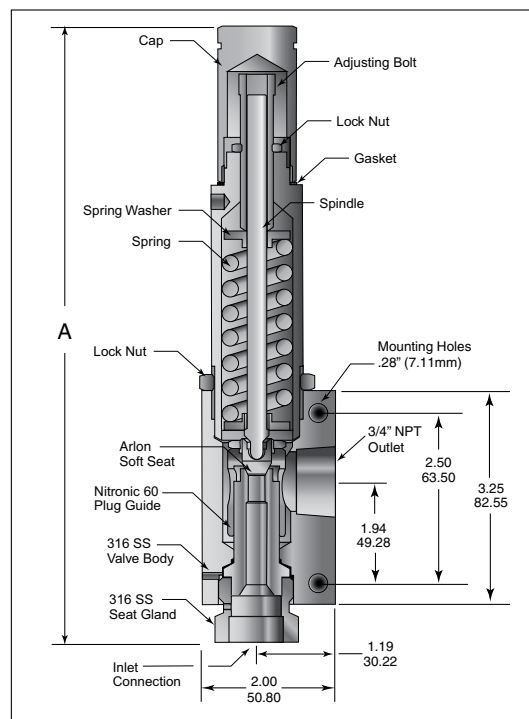


Figure 2 - RVS Series

RVS Series - See Figure 2

Catalog* Number	Connection Size and Type		Orifice Diameter inches (mm)	Pressure Rating psi (bar) @100°F (38°C)			Dimension Inches (mm) A
	Inlet Connection	Outlet Connection NPT		Minimum Setting	Maximum Setting	Maximum Back Pressure	
5RVS9072	SF562CX	3/4	0.312 (7.92)	1,500 (103.42)	5,000 (344.73)	500 (34.47)	9.40 (238.76)
10RVS9072	SF562CX	3/4	0.25 (6.35)	5,000 (344.73)	10,000 (689.46)	500 (34.47)	9.40 (238.76)
20RVS9072	SF562CX	3/4	0.156 (3.96)	10,000 (689.46)	20,000 (1378.93)	500 (34.47)	9.40 (238.76)

*Maximum pressure rating is based on the lowest rating of any component. Actual working pressure may be determined by tubing pressure rating, if lower.

Note: For pressure rating see selection chart.

For prompt service, Parker Autoclave Engineers stocks select products. Consult factory.

WARNING

FAILURE, IMPROPER SELECTION OR IMPROPER USE OF THE PRODUCTS AND/OR SYSTEMS DESCRIBED HEREIN OR RELATED ITEMS CAN CAUSE DEATH, PERSONAL INJURY AND PROPERTY DAMAGE.

This document and other information from Parker Hannifin Corporation, its subsidiaries and authorized distributors provide product and/or system options for further investigation by users having technical expertise. It is important that you analyze all aspects of your application and review the information concerning the product or system in the current product catalog. Due to the variety of operating conditions and applications for these products or systems, the user, through its own analysis and testing, is solely responsible for making the final selection of the products and systems and assuring that all performance, safety and warning requirements of the application are met. The products described herein, including without limitation, product features, specifications, designs, availability and pricing, are subject to change by Parker Hannifin Corporation and its subsidiaries at any time without notice.

Offer of Sale

The items described in this document are available for sale by Parker Hannifin Corporation, its subsidiaries or its authorized distributors. Any sale contract entered by Parker will be governed by the provisions stated in Parker's standard terms and conditions of sale (copy available upon request).

© 2013 Parker Hannifin Corporation | Autoclave Engineers is a registered trademark of the Parker Hannifin Corporation

02-0129SE January 2013



Instrumentation Products Division
Autoclave Engineers Operation
8325 Hessinger Drive
Erie, Pennsylvania 16509-4679 USA
PH: 814-860-5700 FAX: 814-860-5811
www.autoclave.com



Parker Hannifin Manufacturing Ltd.
Instrumentation Products Division, Europe
Industrial Estate Whitmill
Wexford, Republic of Ireland
PH: 353 53 914 1566
FAX: 353 53 914 1582

Caution! Do not mix or interchange parts or tubing with those of other manufacturers. Doing so is unsafe and will void warranty.

Caution! Parker Autoclave Engineers Valves, Fittings and Tools are not designed to work with common commercial instrument tubing and will only work with tubing built to Parker Autoclave Engineers AES Specifications. Failure to do so will void warranty.

ISO-9001 Certified